

Mental Health Overview

Powered by Springbuk

Report Logic:

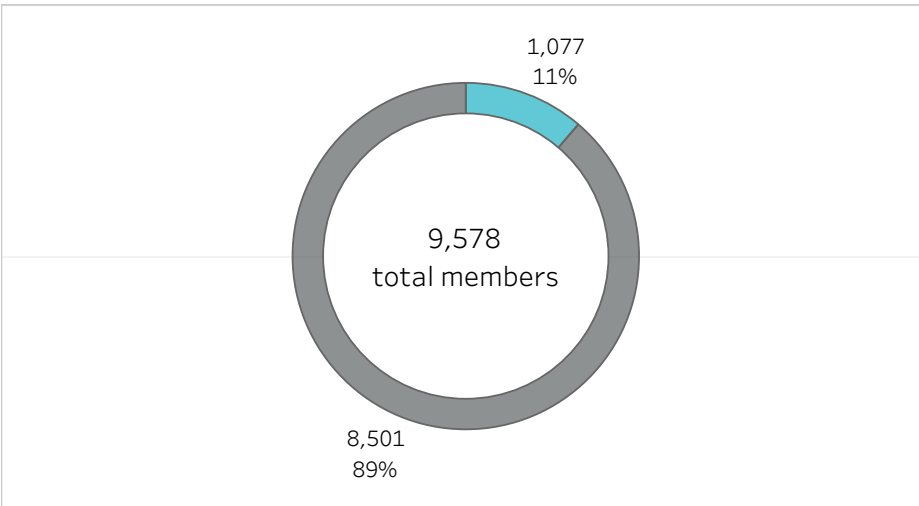
- Mental health individual classifications based on **Psychiatric Disorders** diagnoses
- Mental health pharmacy spend based on **Psychostimulants-Antidepressants** therapeutic class

Prevalence & Demographics

Members with Psychiatric Disorders identified based on most recent predictions: 10/31/2018

*Filtered to zip codes with at least 50 members

Prevalence



■ Diagnosed w/ Mental Health Condition ■ Not Diagnosed w/ Mental Health Condition

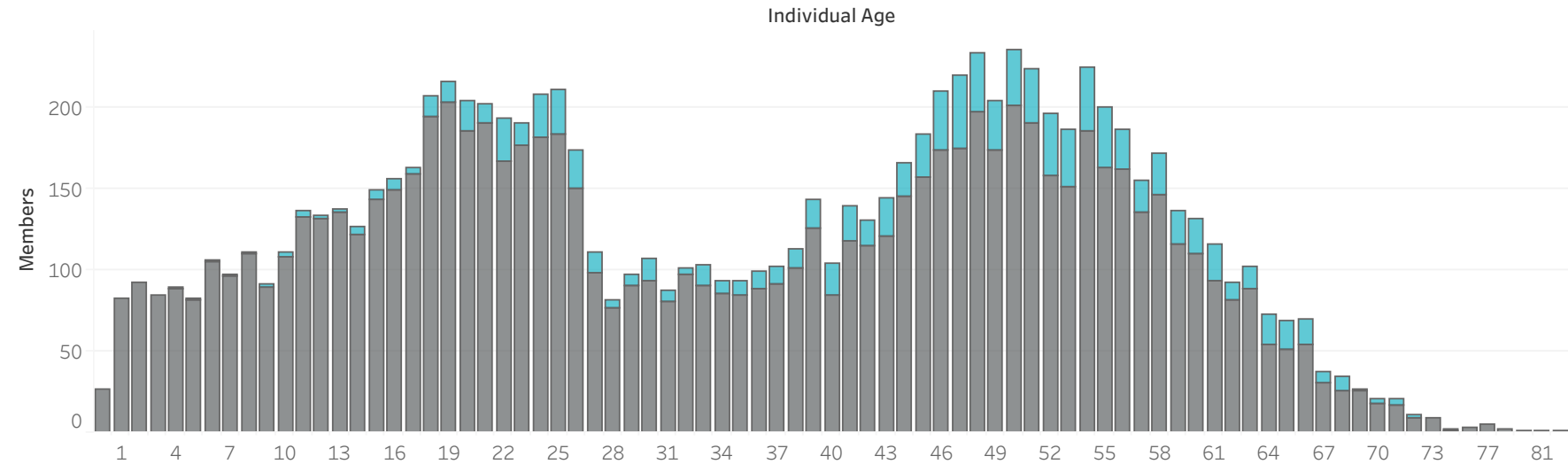
By Age Group

	Members	Mental Health Members	% w/ Mental Health Diagnosis
0-17	1,971	39	2.0%
18-35	2,677	255	9.5%
36-49	2,190	328	15.0%
50-64	2,427	394	16.2%
65+	313	61	19.5%

By Member Type

	Members	Mental Health Members	% w/ Mental Health Diagnosis
Dependent	3,635	204	5.6%
Employee	3,518	402	11.4%
Spouse / Partner	2,425	471	19.4%

Age Distribution



Auto Manufacturer Mental Health Report
Based on most recent analysis: 10/31/2018

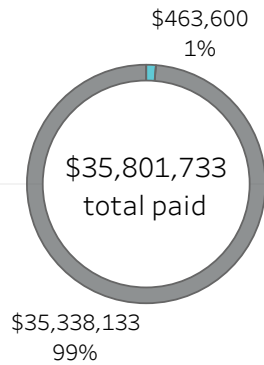


Mental Health Impact

Displaying current period paid claims only

Percent of Direct Paid Amount

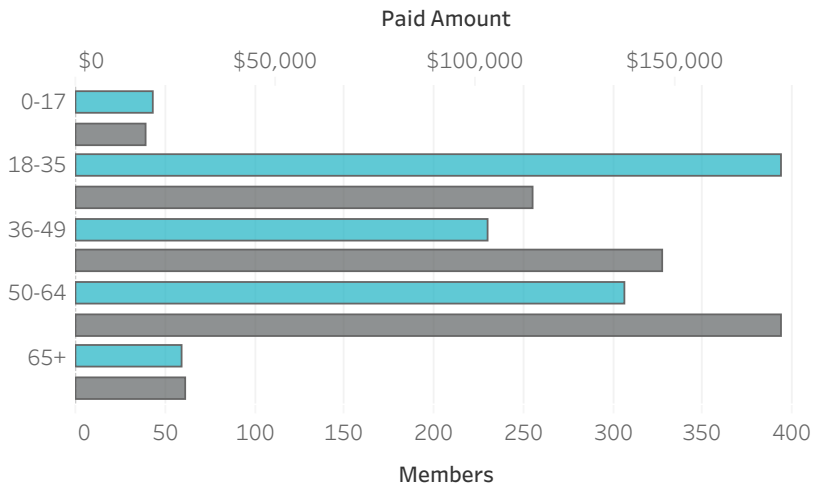
Paid amount directly related to mental health conditions



- Mental Health
- Other Conditions

Paid Amount & Members by Age Group

Paid amount directly related to mental health conditions

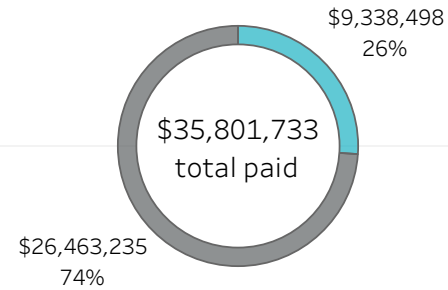


- Paid Amount
- Members

Auto Manufacturer Mental Health Report
Based on most recent analysis: 10/31/2018

Percent of Total Paid Amount

Total paid amount related to individuals with mental health conditions



- Diagnosed w/ Mental Health Condition
- Not Diagnosed w/ Mental Health Condition

Individual Mental Health Paid Amount Distribution

Paid amount directly related to mental health conditions

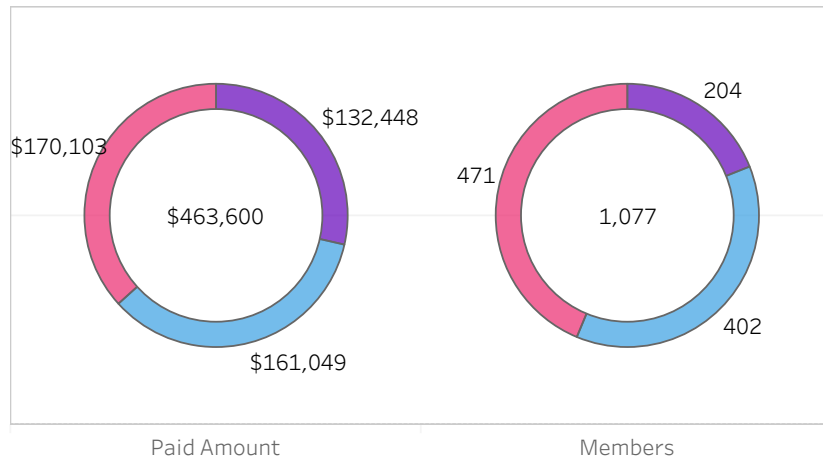
Individual Paid Amount Buckets	Paid Amount	Members
\$0 - \$5000	\$306,191	1,060
\$5000 - \$10000	\$83,423	12
\$10000 - \$20000	\$53,576	4
\$20000 - \$35000	\$20,411	1



Mental Health Claims

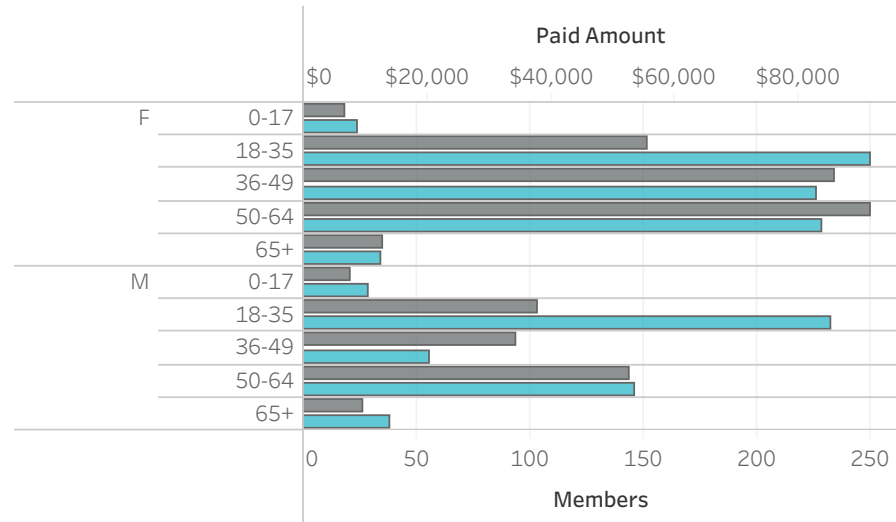
Based on current period claim paid amount directly related to mental health conditions

By Member Type



■ Dependent
 ■ Employee
 ■ Spouse/ Partner

By Age and Gender



■ Members
 ■ Paid Amount

Top ICDs by Cost

ICD	Paid Amount	Members
Suicidal ideations	\$3,757	5
Tension-type headache, unspecified, not i..	\$1,853	6
Attention-deficit hyperactivity disorder, ..	\$1,851	19
UNSP PSYCHOSIS NOT DUE TO A SUBSTA..	\$1,760	3
Attention and concentration deficit	\$1,668	32
Anxiety disorder, unspecified	\$1,464	51
Major depressive disorder, single episode..	\$1,446	12
Other symptoms and signs involving emo..	\$858	2
Attention-deficit hyperactivity disorder, c..	\$610	6
BRIEF PSYCHOTIC DISORDER	\$591	1

Top ICDs by Member Count

ICD	Members	Paid Amount
Anxiety disorder, unspecified	51	\$1,464
Attention and concentration deficit	32	\$1,668
Generalized anxiety disorder	22	\$126
Major depressive disorder, recurrent, mild	21	\$0
Attention-deficit hyperactivity disorder, unspecifie..	19	\$1,851
Major depressive disorder, recurrent, unspecified	17	\$0
Personal history of other mental and behavioral di..	16	\$0
Major depressive disorder, single episode, unspeci..	12	\$1,446
Reaction to severe stress, unspecified	10	\$0
Other depressive episodes	10	\$0

Rx Claims

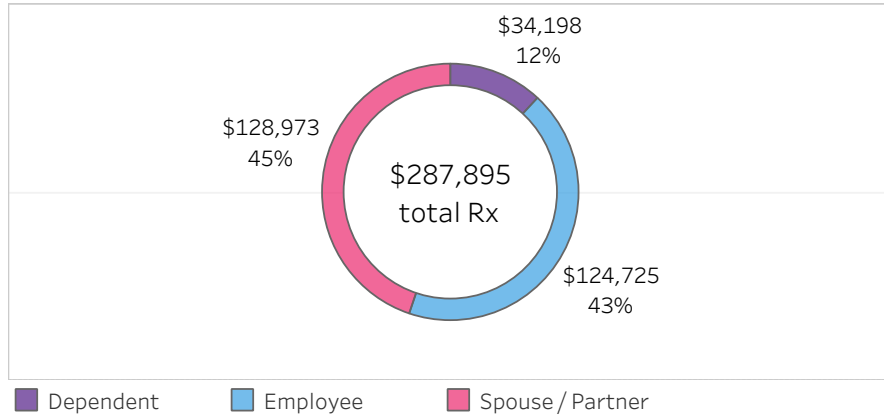
Based on current period Rx claims

Rx Totals

Members
1,697

Paid Amount
\$287,895

By Member Type



By Age and Gender

		Members	Paid Amount
F	0-17	26	\$616
	18-35	285	\$34,263
	36-49	365	\$60,754
	50-64	389	\$72,959
	65+	60	\$13,976
	Total	1,125	\$182,569
M	0-17	26	\$4,026
	18-35	136	\$16,804
	36-49	141	\$20,720
	50-64	226	\$56,696
	65+	43	\$7,081
	Total	572	\$105,326

Top Drugs by Paid Amount

	Paid Amount	Members
TRINTELLIX	\$77,190	42
VIIBRYD	\$34,471	21
WELLBUTRIN XL	\$27,305	6
BUPROPION XL	\$19,438	232
PRISTIQ	\$15,062	5
NUVIGIL	\$11,234	3
MODAFINIL	\$11,161	27
CYMBALTA	\$9,359	2
VENLAFAXINE HCL ER	\$9,175	117
DULOXETINE HCL	\$8,883	168

Top Drugs by Member Count

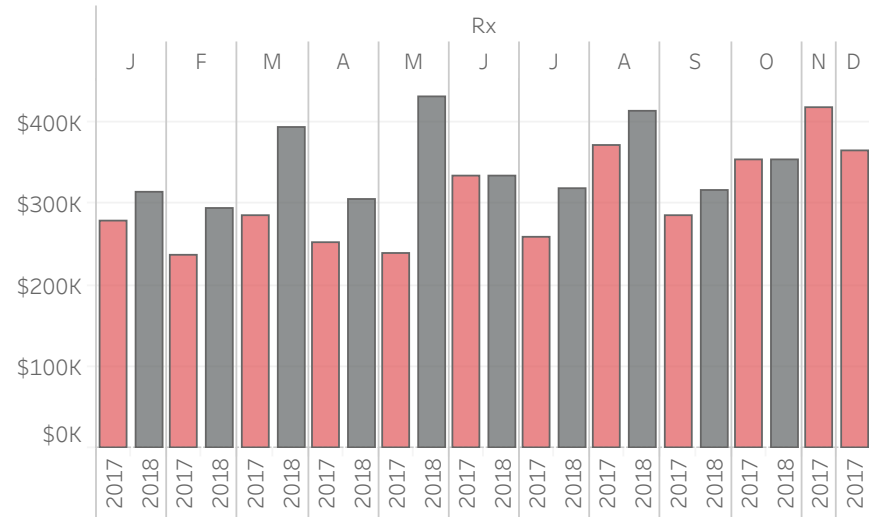
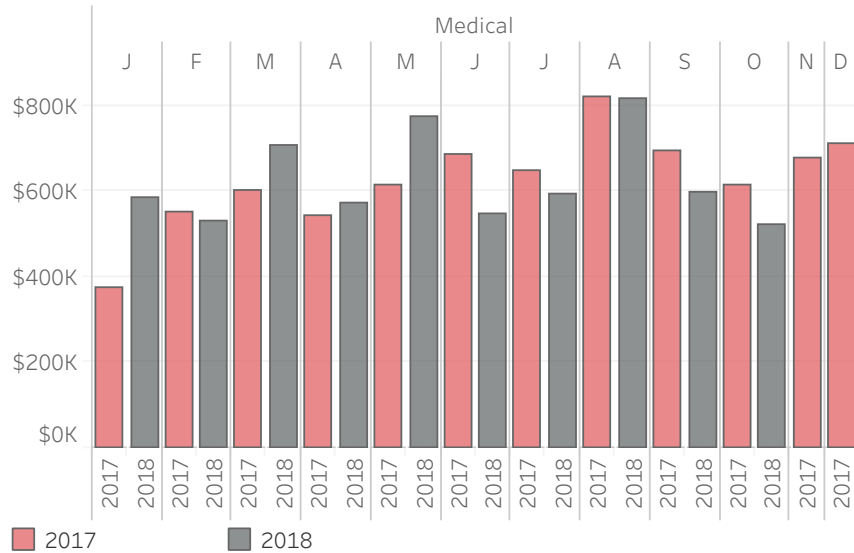
	Members	Paid Amount
ESCITALOPRAM OXALATE	401	\$6,151
SERTRALINE HCL	284	\$3,949
TRAZODONE HCL	253	\$4,396
BUPROPION XL	232	\$19,438
DULOXETINE HCL	168	\$8,883
FLUOXETINE HCL	154	\$4,764
BUPROPION HCL SR	135	\$4,219
CITALOPRAM HBR	123	\$1,120
VENLAFAXINE HCL ER	117	\$9,175
AMITRIPTYLINE HCL	77	\$3,209

Auto Manufacturer Mental Health Report
Based on Rx paid claims from 11/1/2017 - 10/31/2018



Trends & Chronic Conditions

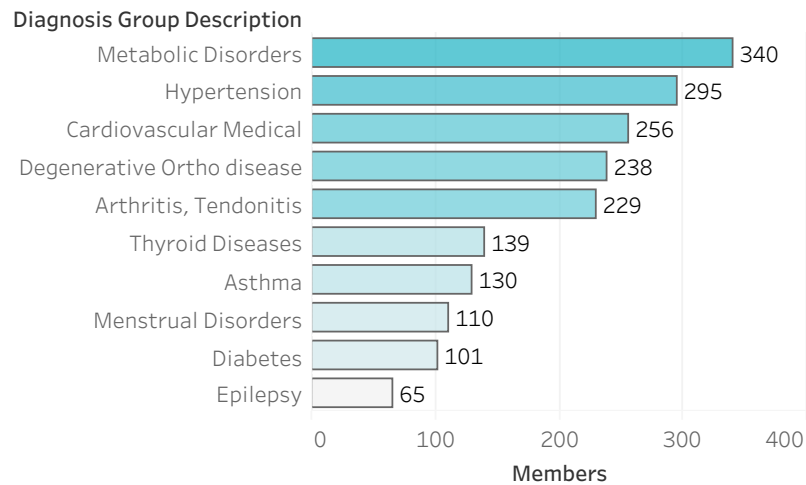
Members with Psychiatric Disorders identified based on most recent analysis



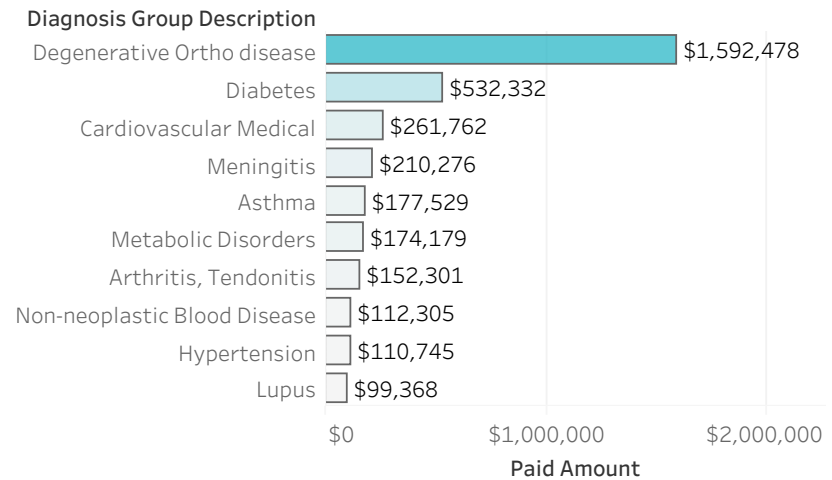
Associated Chronic Conditions

Top 10 related conditions for members currently diagnosed with Psychiatric Disorders

Most Common



Most Costly



Auto Manufacturer Mental Health Report
Based on most recent analysis: 10/31/2018

